

SHOOTOUT
at
The Turkey Express



November 28, 2010

November 28, 2010

Welcome to our after-Thanksgiving match at the Bullet Express, home to the Long Nine Cowboys and Cowgirls during the winter indoor shooting season.

We will appreciate **EVERYONE** helping with the usual posse chores as best as they are able.

All SASS rules and regulations will apply to our match. We will be finished on the range with targets cleared off by **12 noon**. We begin a little earlier for indoor matches, so please plan on being registered by **8:45 a.m. at the latest**.

Be extremely careful to keep the **muzzle pointed in a safe direction, obeying the 170-degree rule**. Keep your finger off of the trigger unless the muzzle is pointed toward the target! Hitting the ceiling is a **MATCH DISQUALIFICATION!**


All **guns are staged on the table** for this match. After shooting, use that table to clear your firearms and make them safe, unless otherwise instructed.

Today, we are planning to shoot **five stages**, time permitting:

- Two stages with pistol and shotgun [including a pistol bonus]
- Two stages with pistol and rifle
- One stage with pistol, rifle and shotgun

Ammo needed for match:

- Pistol – 50 rounds
- Rifle – 30 rounds
- Shotgun – 12 + rounds



These scenarios were written by Lady Viper; so naturally, they all have to do with food.

Finally, **PLEASE** observe the three basic rules:

1. **BE SAFE!**
2. **HAVE FUN!**
3. **SHOOT YOUR BEST!**

Stage ONE

Pistols 10 Rounds

Shotgun 4+ Rounds




Both pistols are to be loaded with five rounds and hammers down on empty chambers. The pistols are staged on the table.

The shotgun is staged on the table, action open and empty, rounds on the shooter. The shooter begins standing behind the table, holding the butter knife at shoulder level with one hand, holding his/her hat brim with the other hand.

Starting Phrase: Butter my sweet potatoes!

At the Beep:

The shooter will place the butter knife on the table, then engage the pistol targets with a **continuous double tap** starting with either target. Return the pistols [pointing down range] safely to the table after use.



Grab the shotgun and shoot each shotgun target twice, with no double taps. Make the shotgun safe on the table.

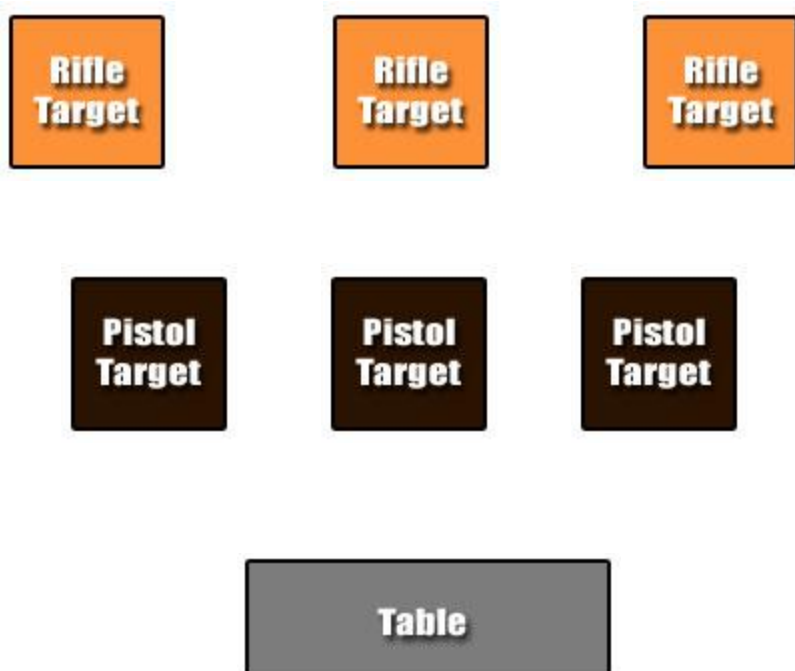
After completing the scenario, unload the firearms at the table, then safely leave the firing line.

SHOTGUN MISSES MAY BE RE-ENGAGED!

Stage TWO

Pistols 10 Rounds

Rifles 10 Rounds



Both pistols are to be loaded with five rounds with hammers down on empty chambers. The pistols are staged on the table.

Rifle is loaded with 10 rounds. The shooter begins standing behind the table, with rifle held at port of arms.

Starting Phrase: Let's sweep these turkeys!

At the Beep:

Starting with the rifle at port of arms, engage the rifle targets in a Nevada sweep starting from either end.

[Example of Nevada sweep: Left, middle, right, middle, left]

Repeat this exact sequence with the rifle. In other words, the shooter will be double-tapping the first target of the sweep in transition from the first sweep to the second sweep.

Restage the rifle safely on the table.


Shooter will then engage the pistol targets in two identical Nevada sweeps starting from the **SAME end as you began the rifle targets.**

[Example of Nevada sweep: Left, middle, right, middle, left]

Return the pistols to the table after use.

[Example: If you begin from the left with the rifle, then you need to begin from the left with the pistols. If you begin from the right with the rifle, then you need to begin from the right with the pistols.]

After completing the scenario, unload the firearms at the table, then safely leave the firing line.



Stage THREE

Pistols 10 Rounds

Shotgun 4+ Rounds




Both pistols are to be loaded with five rounds and hammers down on empty chambers. The pistols are staged on the table.

The shotgun is staged on the table, action open and empty, rounds on the shooter. The shooter begins standing behind the table, one hand on belt, the other hand pointing at the Goose Egg.

Starting Phrase: Silly Goose!

At the Beep:

The shooter will engage the small Goose Egg target with the pistol for a 5-second bonus. There is no penalty for missing the target. The shooter will continue shooting by alternating pistol rounds on the two pistol targets. They need not be continuous from the first pistol to the second pistol. Return the pistols to the table after use.



Grab the shotgun and shoot each shotgun target twice, with no double taps. Make the shotgun safe on the table.

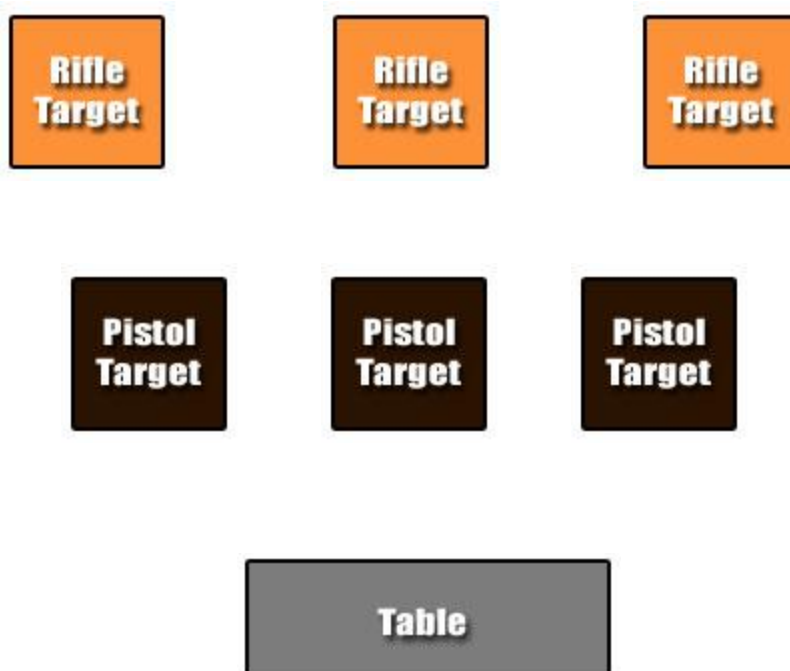
After completing the scenario, unload the firearms at the table, then safely leave the firing line.

SHOTGUN MISSES MAY BE RE-ENGAGED!

Stage FOUR

Pistols 10 Rounds

Rifles 10 Rounds



Both pistols are to be loaded with five rounds and hammers down on empty chambers. The pistols are staged on the table.

The rifle is loaded with 10 rounds and staged on the table. The shooter begins standing behind the table, holding the spoon at chest level. The other hand is on the belt.



Starting Phrase: Good gravy!

At the Beep:

The shooter will place the spoon on the table, then pick up the rifle and engage the rifle targets in an Arkansas shuffle 2-1-2 sequence two times, starting from either end.

[Example: two on the left target, one in the middle, two on the right target, then repeat]. Restage the rifle safely on the table.

With the pistols, engage the pistol targets in two Arkansas shuffles, same as the rifle, starting from the SAME end as you began with the rifle targets. [Note: If you begin from the left with the rifle, then you need to begin from the left with the pistols. If you begin from the right with the rifle, then you need to begin from the right with the pistols.] Restage the pistols safely on the table.

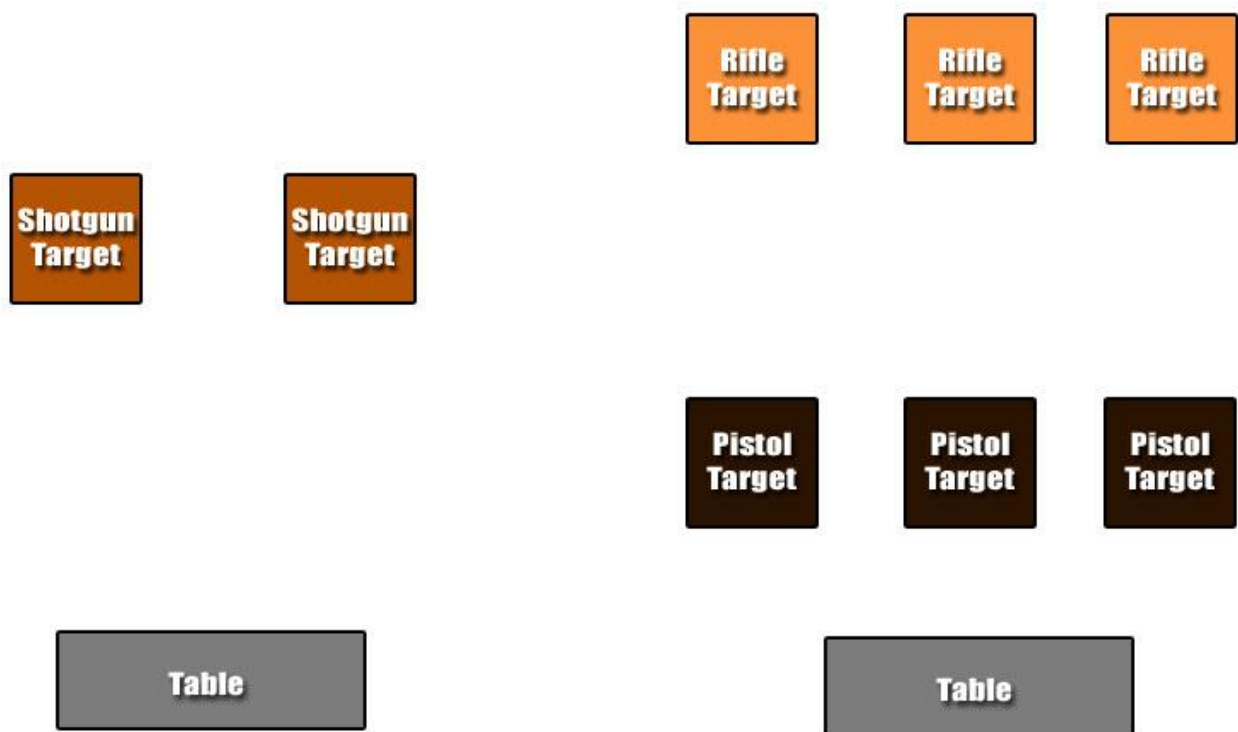
After completing the scenario, unload the firearms at the table, then safely leave the firing line.

Stage FIVE

Pistols 10 Rounds

Rifles 10 Rounds

Shotgun 4+ Rounds



Both pistols are to be loaded with five rounds and hammers down on empty chambers. The pistols are staged on the *right* table.

The rifle is loaded with 10 rounds and staged on the *right* table. Shotgun is staged on the *left table*, action open and empty with shotgun rounds on the shooter.

The shooter begins standing behind the *right table*, holding the pie plate in both hands.



Starting Phrase: Please pass the pie!

At the Beep:

The shooter will place the pie plate on the table, then pick up the rifle and engage each rifle target 3 times with the last shot on any rifle target. Restage the rifle safely on the table.

With the pistols, engage each pistol target at least 3 times in any order until all 10 pistol rounds are fired. Restage pistols safely on the table pointing down range.

Move to the *left table*, grab the shotgun and engage each shotgun target twice with no double taps. Make the shotgun safe on the table.

SHOTGUN MISSES MAY BE RE-ENGAGED!

November 28, 2010

It's great to shoot with The Long Nine!

Stage	Raw Time	Misses	Procedurals	Bonus	Final Time
1					
2					
3					
4					
5					
				Total Time	

Thanks for shooting with us. We hope to see you at our next match!