

SHOOTOUT
at
The Polar Express



December 19, 2010

December 19, 2010

Welcome to our December match at the Bullet Express, home to the Long Nine Cowboys and Cowgirls during the winter indoor shooting season.

We do appreciate **EVERYONE** helping with the usual posse chores as best as they are able.

All SASS rules and regulations will apply to our match. We will be finished on the range with targets cleared off by **12 noon**. We begin a little earlier for indoor matches, so please plan on being registered by **8:45 a.m. at the latest**.

Be extremely careful to keep the **muzzle pointed in a safe direction, obeying the 170-degree rule**. Keep your finger off of the trigger unless the muzzle is pointed toward the target! Hitting the ceiling is a **MATCH DISQUALIFICATION!**

All **guns are staged on the table** or at port of arms for this match. All fire arms are returned to the table after use. After shooting, use that table to clear your firearms and make them safe, unless otherwise instructed.

Today, we are planning to shoot **five stages**, time permitting:

- Two stages with pistol and shotgun
- Two stages with pistol and rifle [including a rifle bonus]
- One stage with pistol, rifle and shotgun

Ammo needed for match:

- Pistol – 50 rounds
- Rifle – 30 rounds
- Shotgun – 12 + rounds



Finally, **PLEASE** observe the four basic rules:

1. **BE SAFE!**
2. **HAVE FUN!**
3. **SHOOT YOUR BEST!**
4. **Merry Christmas !**

Stage ONE

Pistols 10 Rounds



Shotgun 4+ Rounds



Both pistols are to be loaded with five rounds and hammers down on empty chambers. The pistols are staged on the table.

The shotgun is staged on the table, action open and empty, rounds on the shooter.

The shooter begins standing behind the table, with both hands holding Santa's hat at shoulder level.

Starting Phrase: That's a terrific hat, Santa!

At the Beep:

The shooter will place or drop the hat on the table, then engage the pistol targets in a double-double-single pattern starting *from the left*.

[*Example: Two on the left target, two on the middle target, one on the right target or 1-1-2-2-3*] Repeat the EXACT same sequence a second time.



Grab the shotgun and shoot each shotgun target twice, with no double taps. Make the shotgun safe on the table.

After completing the scenario, unload the firearms at the table, then safely leave the firing line.

SHOTGUN MISSES MAY BE RE-ENGAGED!

Stage TWO

Pistols 10 Rounds

Rifles 10 Rounds



Both pistols are to be loaded with five rounds with hammers down on empty chambers. The pistols are staged on the table.

Rifle is loaded with 10 rounds and staged on the table.

The shooter begins standing behind the table, holding the stocking in one hand. The other hand is flat on the table.

Starting Phrase: My stocking has goodies in it!

At the Beep:

The shooter will toss the stocking on the table, then engage the rifle targets in the following sequence: middle, outside, middle [other] outside, middle. Some shooters like to think of this as a Nevada sweep that starts on the middle target with 2-1-2-3-2 (or the reverse 2-3-2-1-2). Repeat the sequence; note the double tap.

Shooter will then engage the pistol targets two times in the same sequence as the rifle: middle, outside, middle [other] outside, 2-1-2-3-2 (or the reverse 2-3-2-1-2).

After completing the scenario, unload the firearms at the table, then safely leave the firing line.



Stage THREE

Pistols 10 Rounds



Shotgun 4+ Rounds



Both pistols are to be loaded with five rounds and hammers down on empty chambers. The pistols are staged on the table.


The shotgun is staged on the table, action open and empty, rounds on the shooter. The shooter begins standing behind the table, both hands on hat brim.

Starting Phrase:

Are those caribou or Santa's reindeer?

At the Beep:

The shooter will engage the pistol targets in the following sequence from either direction: double-tap the outside targets, single-tap the middle target, 1-1-3-3-2 or the reverse, 3-3-1-1-2. Shoot the sequence two times in the exact same order. Return the pistols [pointing down range] safely to the table after use.



Grab the shotgun and shoot each shotgun target twice, with no double taps. Make the shotgun safe on the table.

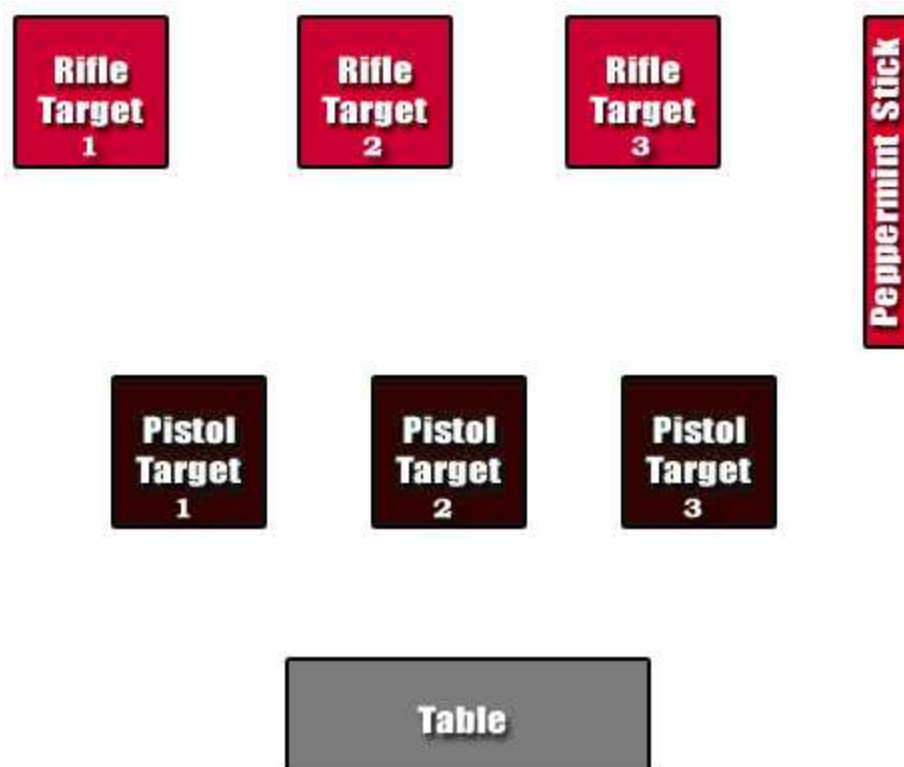
After completing the scenario, unload the firearms at the table, then safely leave the firing line.

SHOTGUN MISSES MAY BE RE-ENGAGED!

Stage FOUR

Pistols 10 Rounds

Rifles 10 Rounds



Both pistols are to be loaded with five rounds and hammers down on empty chambers. The pistols are staged on the table.

The rifle is loaded with 10 rounds and held port of arms. The shooter begins standing behind the table, with rifle held at port of arms.

Starting Phrase: This will be candy!

At the Beep:

Starting with the rifle at port of arms, the shooter will engage the tall thin Peppermint Stick target for a 5-second bonus. There is no penalty for missing the target. The shooter will continue shooting the rifle targets in a continuous Nevada sweep from either end.

Shooter will then engage the pistol targets in two identical [non-continuous] Nevada sweeps, starting from either end. [Example of Nevada sweep: left, middle, right, middle, left, 1-2-3-2-1 or 3-2-1-2-3.] After completing the scenario, unload the firearms at the table, then safely leave the firing line.

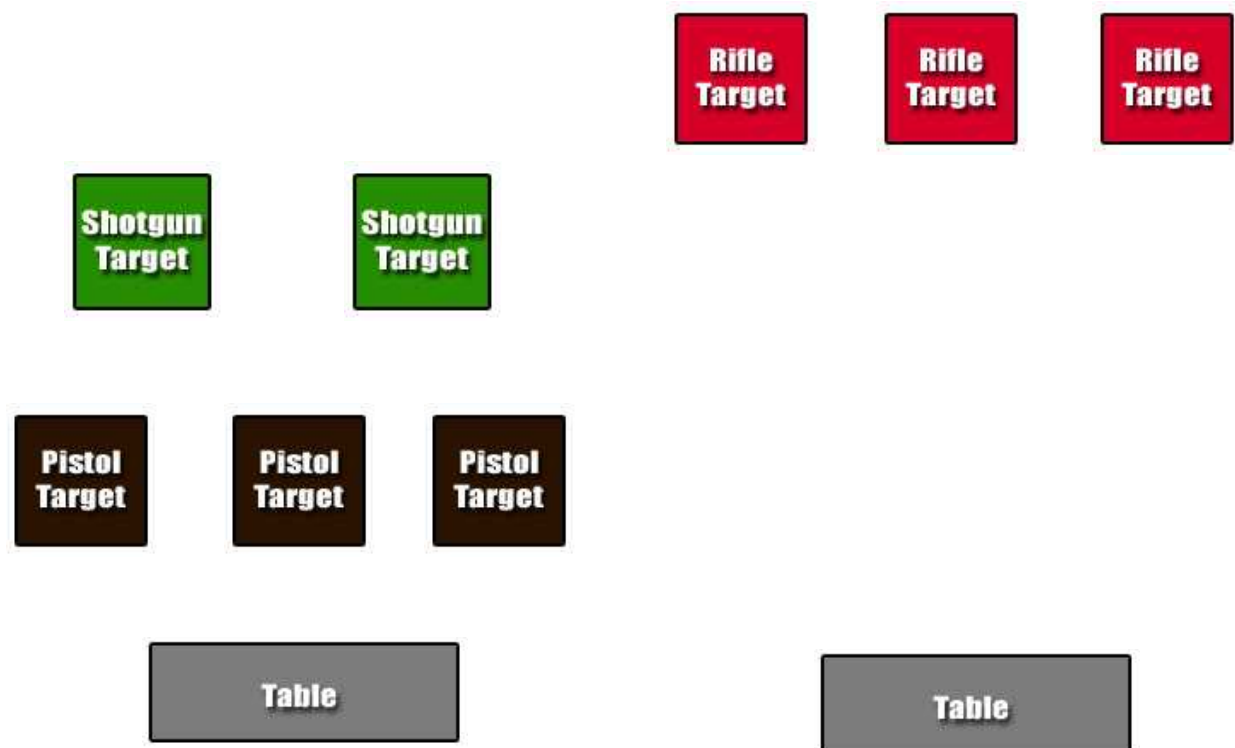


Stage FIVE

Pistols 10 Rounds

Rifles 10 Rounds

Shotgun 10 Rounds



Both pistols are to be loaded with five rounds and hammers down on empty chambers. The pistols are staged on the **left table**.

Shotgun is staged on the **left table**, action open and empty with shotgun rounds on the shooter.

The rifle is loaded with 10 rounds and staged on the **right table**.

The shooter begins standing behind the **right table**, holding the evergreen branch at chest level.

Starting Phrase: Light up my tree!

At the Beep:

The shooter will toss the evergreen branch onto the table, then pick up the rifle and engage each rifle target 3 times with the last shot on any rifle target. Restage the rifle safely on the table.

Move to the **left table**. With the pistols, engage each pistol target at least 3 times in any order until all 10 pistol rounds are fired. Restage pistols safely on the table pointing down range.

Grab the shotgun and engage each shotgun target twice with no double taps. Make the shotgun safe on the table.



SHOTGUN MISSES MAY BE RE-ENGAGED!

December 19, 2010

Merry Christmas and Happy New Year! Thanks for shooting with The Long Nine in Springfield! We look forward to seeing you in 2011.

Nature Note:

What's the difference between caribou and reindeer?

Essentially nothing. They are the same genus and species, *Rangifer tarandus*. Reindeer are "Old World" caribou that have been domesticated by Eurasian polar peoples. In Scandinavia and Russia, they have been used for centuries as sources of meat, milk and hides, and as draught animals. North American caribou have never been domesticated. Reindeer farms and domestic commercial herds in Canada and Alaska were populated largely from European reindeer. There are three general groupings of caribou or reindeer, depending on their habitat: arctic islands, tundra or forest.



Stage	Raw Time	Misses	Procedurals	Bonus	Final Time
1					
2					
3					
4					
5					
					Total Time

We hope to see you at our next match!