

Wild Bunch Match
October 30, 2011

Long Nine Cowboys

4 Stages

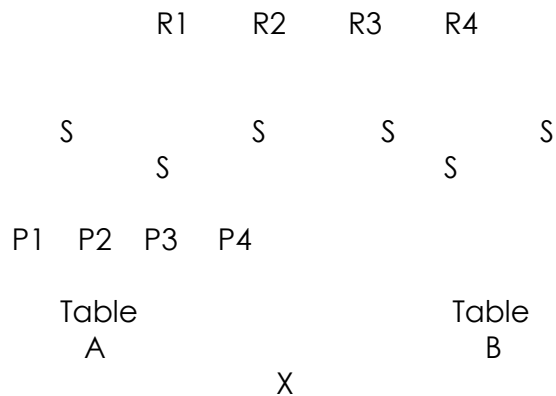
40 Rounds Rifle

56 Rounds 1911 [5 in each mag and 1 round in 1 mag]

20 Rounds Shotgun

Stage 1

AMMO: 10 rounds rifle 10 rounds 1911 6 rounds shotgun
(2 mag, 5 rounds each)



1911 has 5-round magazine in place, hammer on empty chamber and holstered.
Other loaded magazines in the mag-loops/belt.
Shotgun, loaded, but with hammer down on the empty chamber, is on either table
Rifle, loaded with nine rounds, hammer down on the empty chamber, is on the other table.
The Shooter starts standing between the tables with shotgun at port arms.

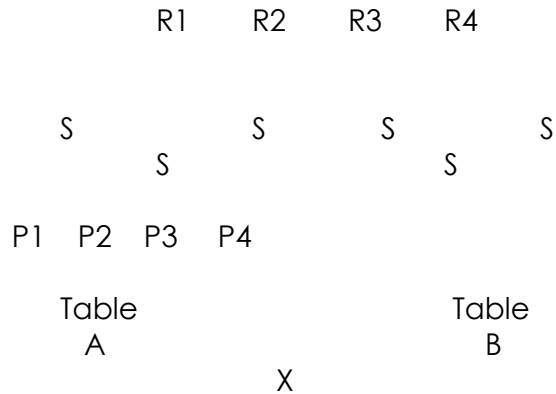
Starting Phrase: LET'S GET 'EM!

At the Beep: Shoot each shotgun target once. Make the shotgun safe.
With the rifle shoot the rifle targets in a Nevada Sweep, starting from either
End for ten rounds (1,2,3,4,3,2,1,2,3,4 or 4,3,2,1,2,3,4,3,2,1). Make safe.
From table A, use the 1911 to shoot the pistol targets in a continuous
Nevada sweep.
Make the pistol safe.

**After completing the stage, show the 1911 to be clear to the TO and make safe.
Then, retrieve your long guns and proceed to the unloading table.**

Stage 2

AMMO: 10 rounds rifle 11 rounds 1911 6 rounds shotgun
(2 mag, 5 rounds each)
1 mag, 1 round



1911 has 5-round magazine in place, hammer on empty chamber and holstered.
Other loaded magazines in the mag-loops/belt.
Shotgun, loaded, but with hammer down on the empty chamber, is on table B
Rifle, loaded with ten rounds, hammer down on the empty chamber, is on table A.
The Shooter starts standing behind table A, hands on gun belt.

Starting Phrase: Show yourself!

At the Beep: With the rifle, shoot the four rifle targets in the following sequence:

1,2,2,3,3,3,4,4,4,4.

Make rifle safe.

With the 1911, use the first ten rounds to shoot the pistol targets in the same manner as the rifle targets: 1,2,2,3,3,3,4,4,4,4. Then, with the one-round magazine, load the 1911

And shoot any rifle target once. Make the pistol safe.

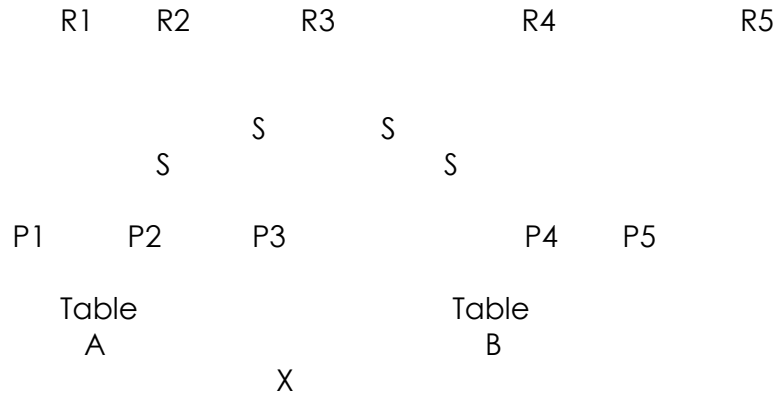
Go to table B and get the shotgun to shoot each shotgun target once.

Make the gun safe after use.

**After completing the stage, show the 1911 to be clear to the TO and make safe.
Then, retrieve your long guns and proceed to the unloading table.**

Stage 3

AMMO: 10 rounds rifle 15 rounds 1911 4 rounds shotgun
(3 mag, 5 rounds each)



1911 has 5-round magazine in place, hammer on empty chamber and holstered.
Other loaded magazines in the mag-loops/belt.
Shotgun, loaded, but with hammer down on the empty chamber, is on table B
Rifle, loaded with ten rounds, hammer down on the empty chamber, is on table A.
The Shooter starts standing behind table A, hands on gun belt.

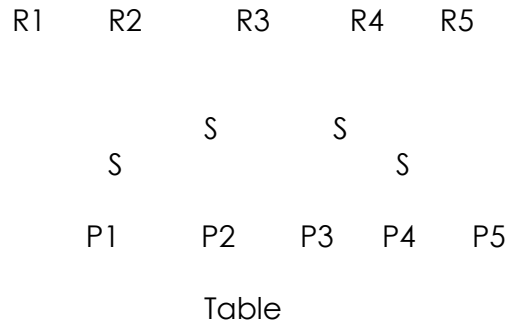
Starting Phrase: More?

At the Beep: With the rifle, shoot the rifle targets in two five round sweeps.
Then, make the rifle safe.
With the 1911, from table A, shoot the first three targets in three three
Round sweeps (1,2,3 or 3,2,1) then shoot any rifle target with the 10th
round.
With the pistol made safe, go to table B and alternate 4 rounds on the two
targets,
(1.2.1.2 or 2,1,2,1), then shoot a rifle target with the 5th round
Make the pistol safe at that table.
Use the shotgun to shoot the four shotgun targets once each. Then make
it safe.

**After completing the stage, show the 1911 to be clear to the TO and make safe.
Then, retrieve your long guns and proceed to the unloading table.**

Stage 4

AMMO: 10 rounds rifle 20 rounds 1911 4 rounds shotgun
(4 mag, 5 rounds each)



1911 has 5-round magazine in place, hammer on empty chamber and holstered.
Other loaded magazines in the mag-loops/belt.
Shotgun, loaded, but with hammer down on the empty chamber, is on the table
Rifle, loaded with ten rounds, hammer down on the empty chamber, is on the table.
The Shooter starts standing behind the table, rifle at port arms.

Starting Phrase: This will wear me out!

At the Beep: With the rifle, shoot each rifle target twice.
Then, make the rifle safe.
With the 1911, with the first 10 rounds, double tap the five targets. With the
next five rounds, shoot each target once. With the last five rounds, shoot
any one target five times.
Make the pistol safe at that table.
Use the shotgun to shoot the four shotgun targets once each. Then make
it safe.

**After completing the stage, show the 1911 to be clear to the TO and make safe.
Then, retrieve your long guns and proceed to the unloading table.**