

**Reindeer Games with Santa  
and the  
Long Nine Cowboys**



**December 9, 2012**

**Loami, Illinois [Springfield]**

**December 9, 2012**

Welcome to our pre-Christmas match outdoors (a tad earlier than last year).

We will appreciate **EVERYONE** helping with the usual posse chores as best as they are able.

All SASS rules and regulations will apply to our match. We **MUST** be finished on the range with targets cleared off by **1 p.m.**. Because of this, we will begin a little earlier closing registration by **9:00 a.m. at the latest.**

Be extremely careful to keep the **muzzles of your firearms pointed in a safe direction, obeying the 170-degree rule.** Keep your finger off of the triggers unless muzzles are pointed toward the target!

Today, we are planning to shoot **five short & fairly easy stages.**

Ammo needed for match:

- Revolver – 50 rounds
- Rifle – 50 rounds
- Shotgun – 16 + rounds



Finally, **PLEASE** observe the three basic rules:

1. **BE SAFE!**
2. **HAVE FUN!**
3. **SHOOT YOUR BEST!**

Stages written by Lemon Drop Kid & Lady Viper

These stages are filled with holiday cheer and bonus targets.

Anyone who hits all 5 [yes five!] bonus targets will be entered into our drawing for a **FREE SHOOT.**

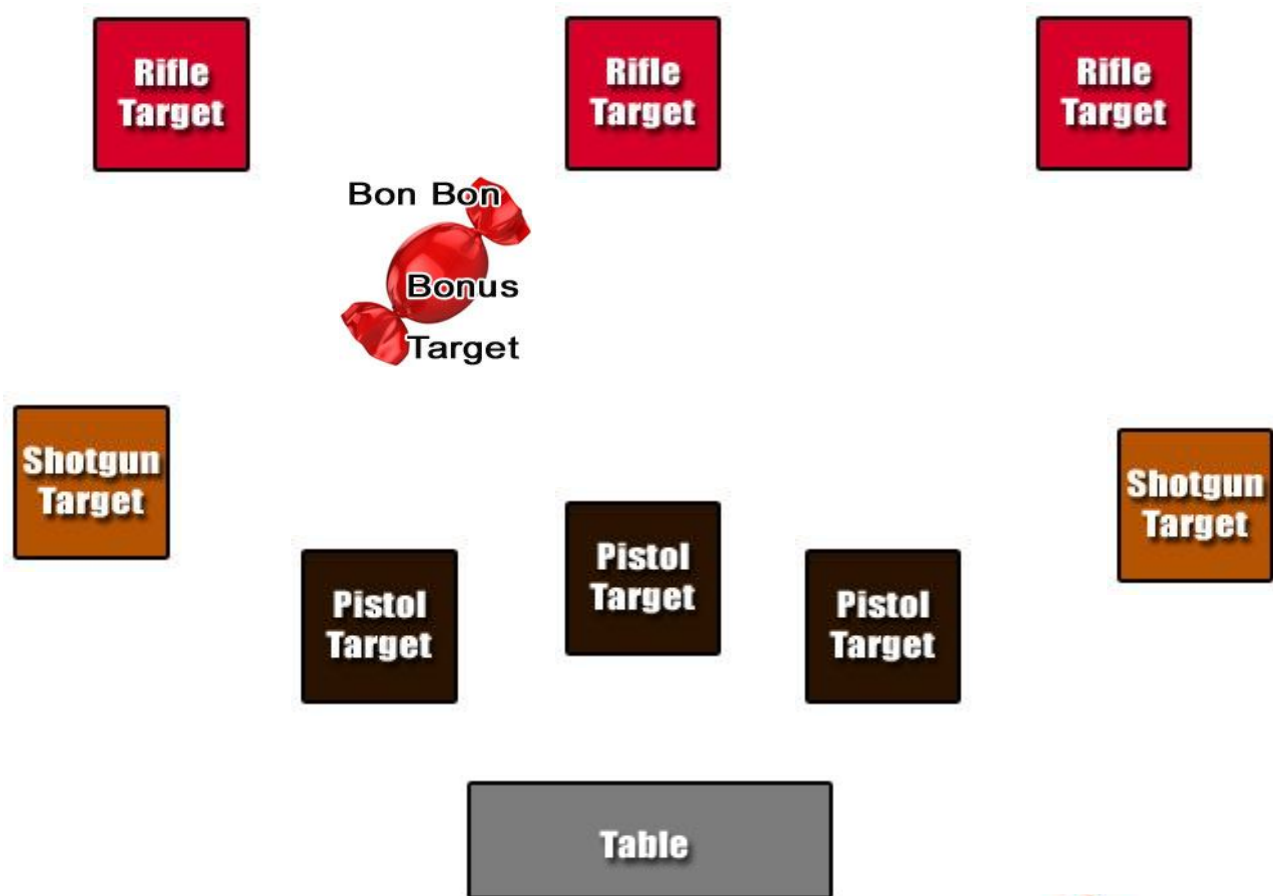
***NOTE: Stages are subject to change without notice according to conditions at the range and availability of equipment.***

# Stage ONE – What a Sweet Bon Bon!

Rifle 10 Rounds

Revolvers 10 Rounds

Shotgun 2+ Rounds



Rifle and shotgun are staged on the table. Revolvers are holstered.  
Shooting order is Rifle - Revolvers - Shotgun  
Shooter starts behind the table holding the rifle at port of arms.

**Starting Phrase: What a sweet Bon Bon!**

**At the Beep:**

Shoot each rifle target 3 times each in any order, then use the last round for the Bonus Bon Bon Target for a 5-sec bonus. Make the rifle safe.

With the revolvers, shoot the pistol targets 3 times each in any order, then use the last round for the Bonus Bon Bon Target for a 5-sec bonus.

Shoot the shotgun targets ONCE each with no double taps.

There is NO PENALTY for not hitting the Bon Bon Bonus. You may earn up to 10 seconds bonus on this stage. How sweet! You may re-shoot any un-hit shotgun targets.

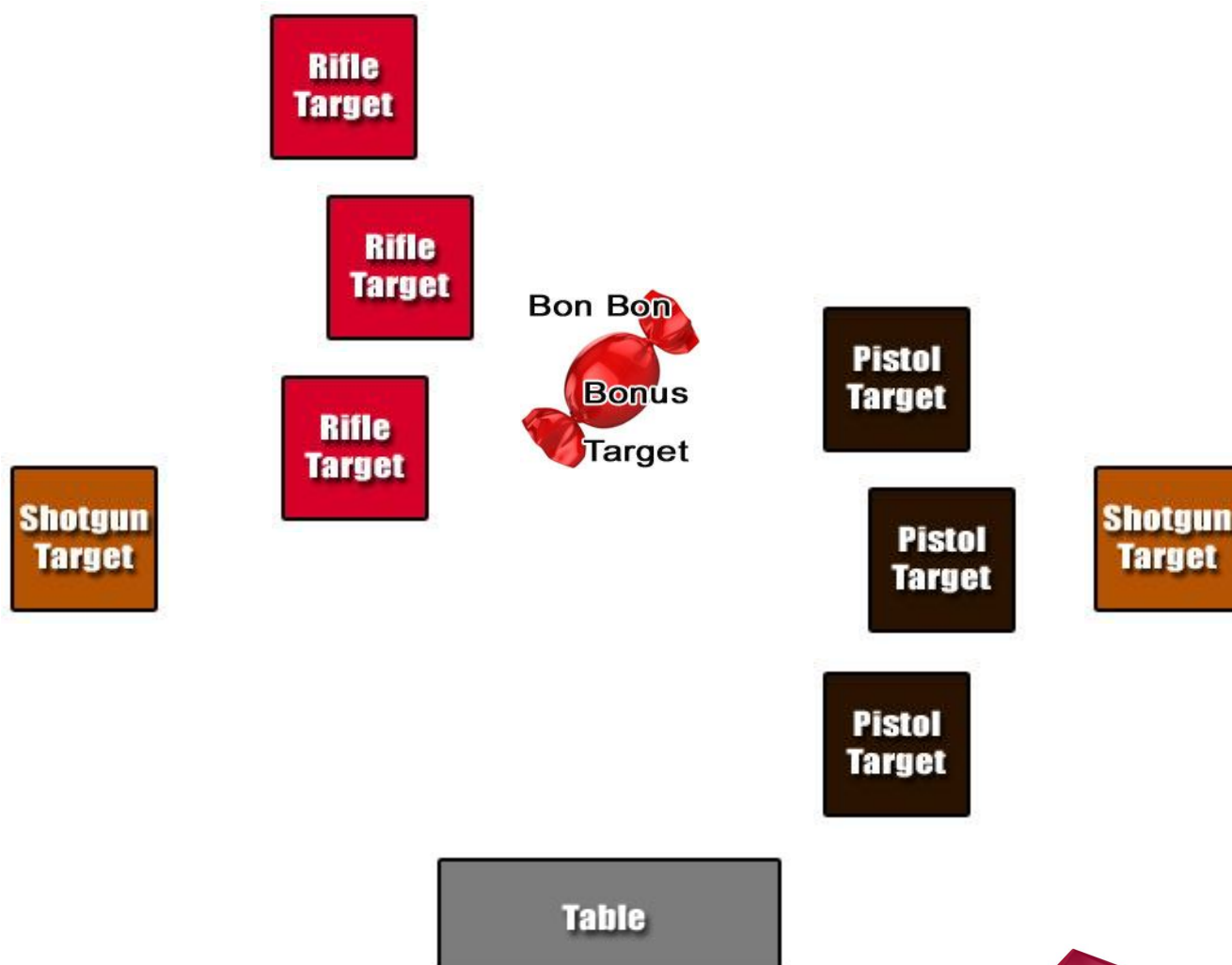


## Stage TWO – This is a Gift!

Rifle 10 Rounds

Revolvers 10 Rounds

Shotgun 4+ Rounds



Rifle and shotgun are staged on the table. Revolvers are holstered. Shooting order is Rifle - Revolvers - Shotgun. Shooter starts holding the Christmas package in both hands.

**Starting Phrase:**  
**This is a Gift!**

### **At the Beep:**

Shoot each rifle target 3 times each in any order, then use the last round for the Bonus Bon Bon Target for a 5-sec bonus. Make the rifle safe.

With the revolvers, shoot the pistol targets 3 times each in any order, then use the last round for the Bonus Bon Bon Target for a 5-sec bonus.

Shoot the shotgun targets TWICE each with no double taps. There is NO PENALTY for not hitting the Bon Bon Bonus. You may earn up to 10 seconds bonus on this stage. What a gift!

You may re-shoot any un-hit shotgun targets.

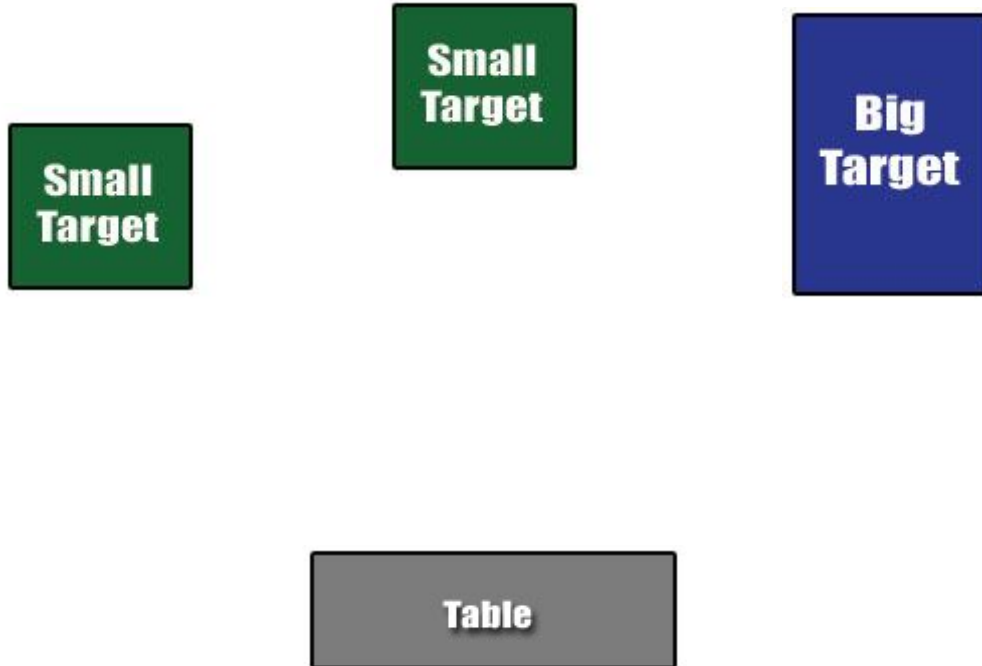


## Stage THREE – The Speedy Reindeer Stage

Revolvers 10 Rounds

Rifles 10 Rounds

NO SHOTGUN



Rifle is staged **on the table**.  
Revolvers are staged **on the table**.  
Shooting order is rifle then revolvers.  
Shooters start with arms crossed on the chest.

**Starting Phrase:**  
**That's a speedy reindeer!**

**At the Beep:**  
Starting from behind the table, shoot the targets in the following order:  
1-2-3-3-3  
Do this two times.  
Make rifle safe.  
Shoot the revolvers in the identical sequence.  
Revolvers **MUST GO BACK ONTO THE table**.

After completing the scenario, safely leave the firing line to the unloading table.

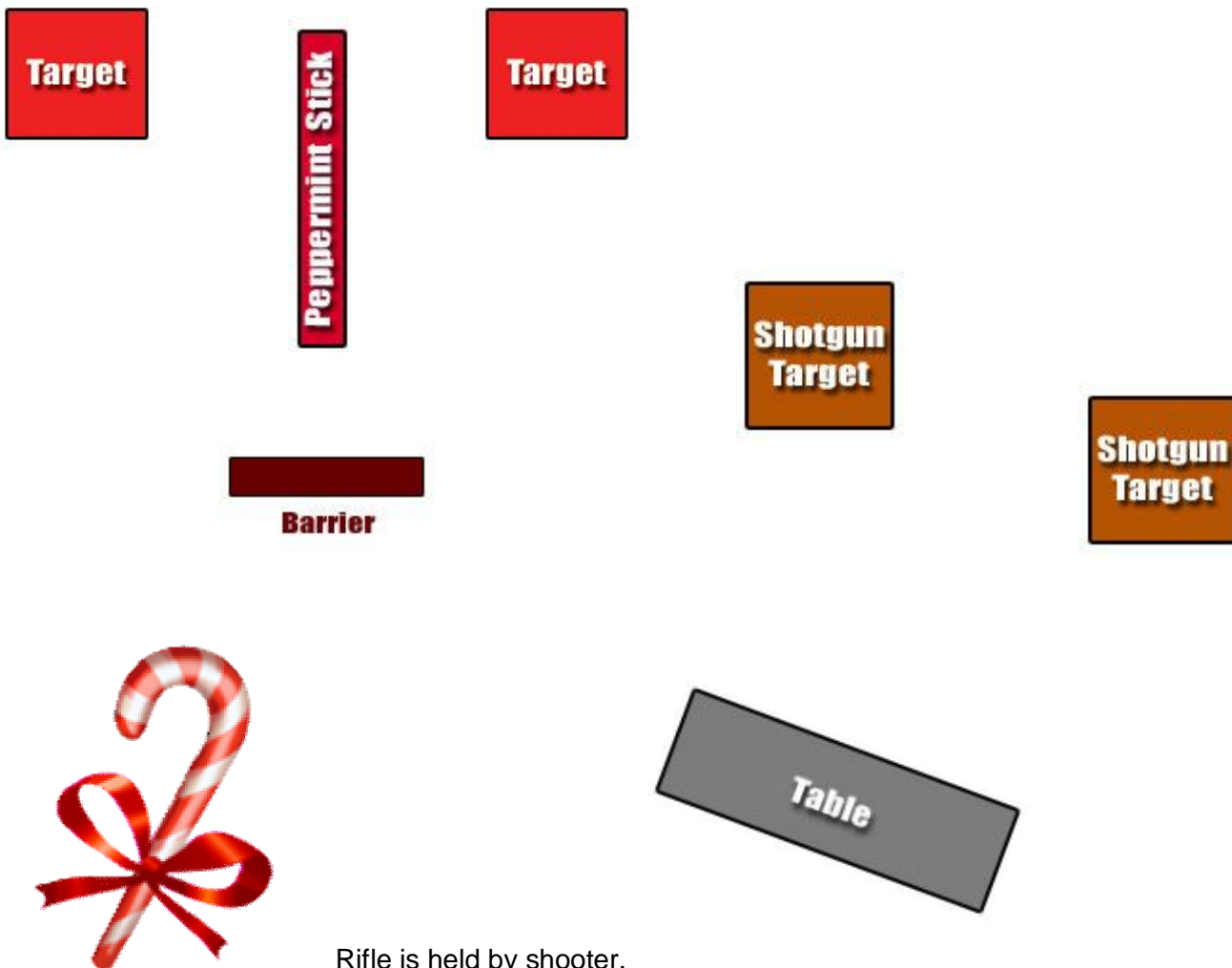


## Stage Four – This Will Be Sweet!

Rifle 10 Rounds

Revolvers 10 Rounds

Shotgun 4+ Rounds



Rifle is held by shooter.

Shotgun is staged on the table. Revolvers are holstered.

Shooting order is: Rifle – Shotgun – Revolver

Shooters start behind the table holding the rifle

[Rifle can be shouldered but hammer cannot be cocked.]

**Starting Phrase: This will be sweet!**

**At the Beep:**

Shoot the peppermint stick for a 5-second bonus, then alternate on the other two targets with your other 9 rounds. Make the rifle safe. There is no penalty for not hitting the peppermint stick.

Shoot the shotgun wiggle targets TWICE EACH with NO DOUBLE TAPS. Make the shotgun safe.

Move down range to the barrier; shoot the revolver targets in an alternating continuous sweep.

After completing the scenario, safely leave the firing line to the unloading table.

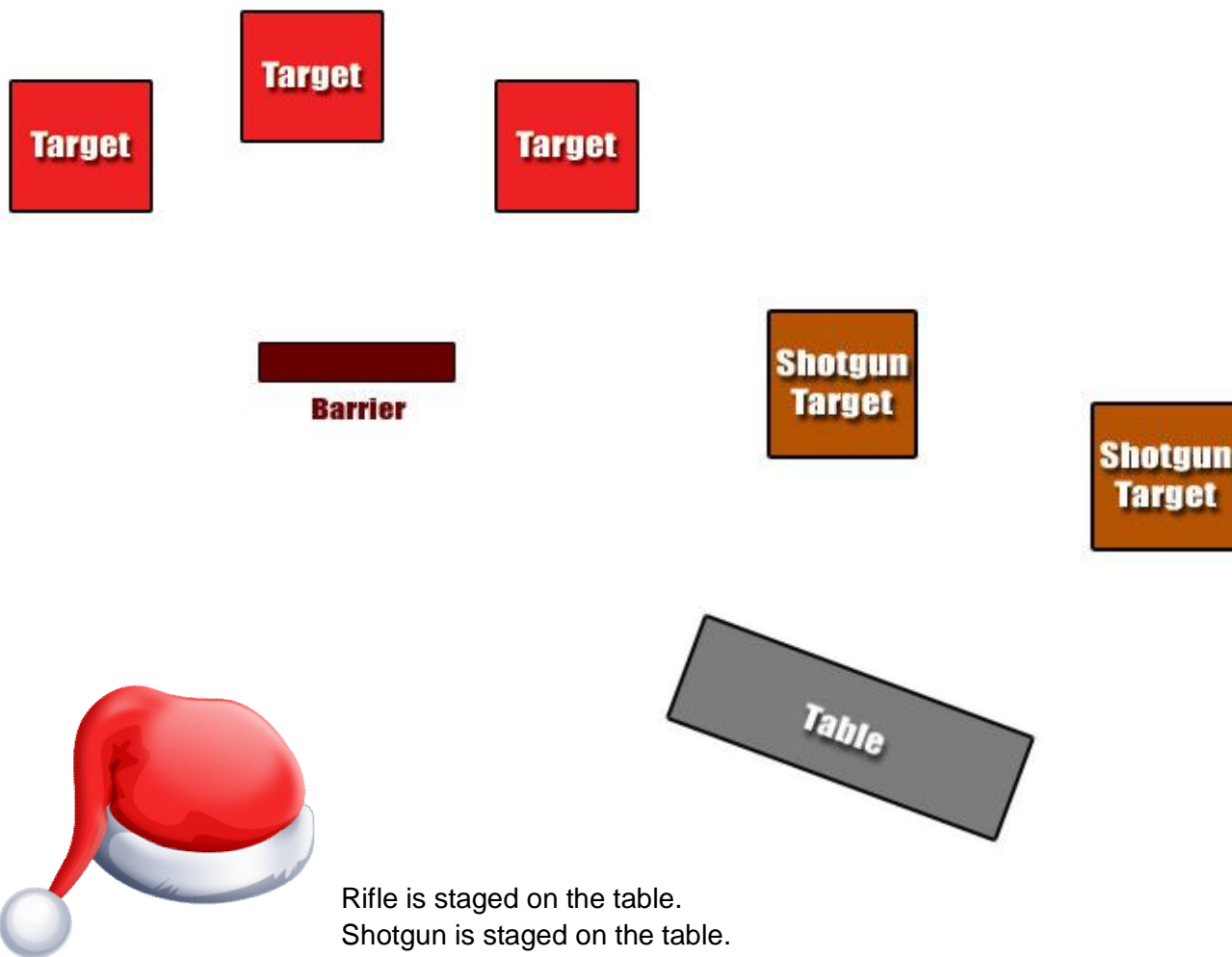
You may re-shoot any un-hit wiggle targets.

## Stage Five – I've been good, Santa!

Rifle 10 Rounds

Revolvers 10 Rounds

Shotgun 4+ Rounds



Rifle is staged on the table.  
Shotgun is staged on the table.  
Revolvers are holstered.

Shooting order is: Rifle – Shotgun – Revolver

Shooter starts standing behind the table holding Santa hat in both hands..

**Starting Phrase: I've been good, Santa!**

### **At the Beep:**

Shoot the rifle targets in the following order: 1-1-3-3-2 or 3-3-1-1-2

Do this two times in the identical order. Make the rifle safe.

Shoot the shotgun wiggle targets TWICE EACH with NO DOUBLE TAPS. Make the shotgun safe.

Move down range to the barrier; shoot the revolver targets like you did the rifle targets.

After completing the scenario, safely leave the firing line to the unloading table.

You may re-shoot any un-hit wiggle shotgun targets.

December 9, 2012.



Stage	Raw Time	Misses	Procedurals	Bonus	Final Time
1					
2					
3					
4					
5					
				Total Time	

Thanks for shooting with us. We hope to see you at our next match!